

Researcher Group Overview Report - FMRP PPGs 16-04-2021

Overall research performance

Entity: FMRP · Year range: 2010 to 2019 · Data source: Scopus, up to 07 Apr 2021 ·

13,000 ▲

Scholarly Output 📄

54.6% Open Access

440 ▼

Researchers

1.43

Field-Weighted Citation Impact 📈

249,488

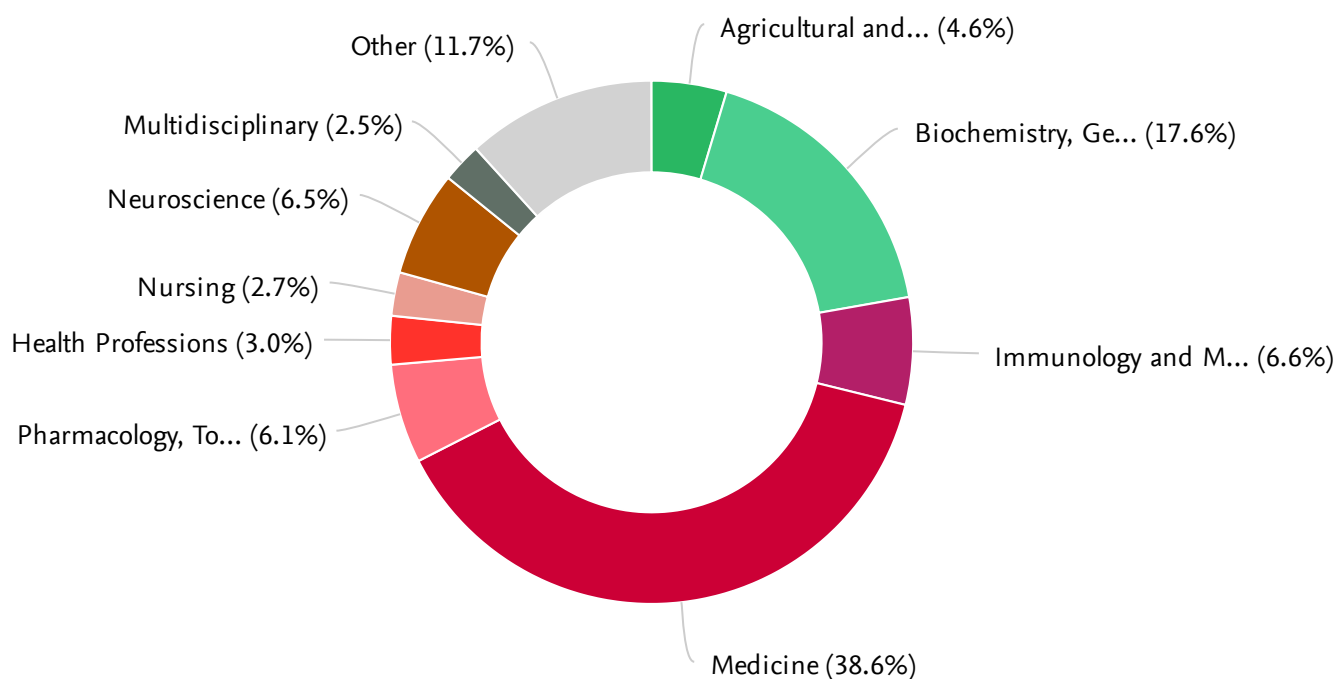
Citation Count 📄

19.2

Citations per Publication 📄

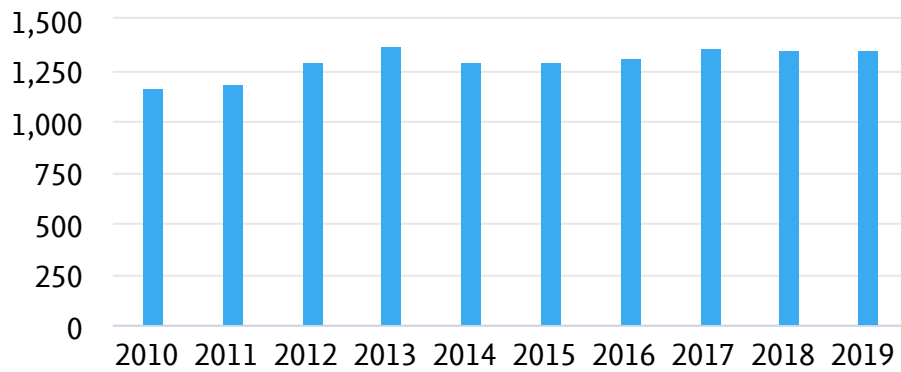
Publications by Subject Area

Entity: FMRP · Year range: 2010 to 2019 · Data source: Scopus, up to 07 Apr 2021 ·



Scholarly Output

Entity: FMRP · Year range: 2010 to 2019 · Data source: Scopus, up to 07 Apr 2021 ·

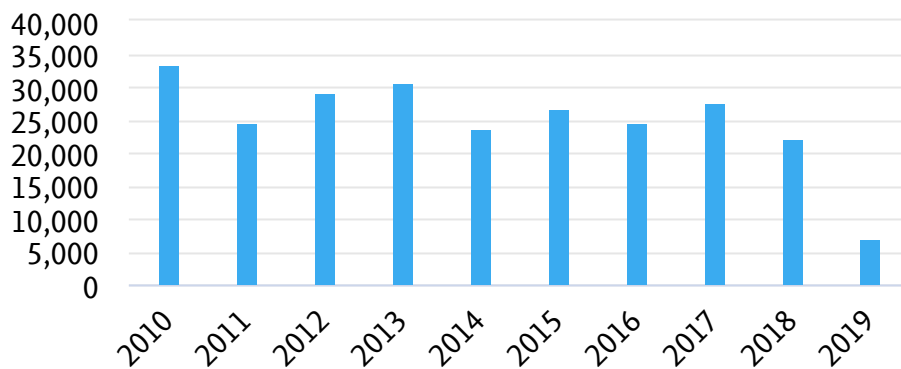


13,000

number of publications by authors in FMRP

Citation Count

Entity: FMRP · Year range: 2010 to 2019 · Data source: Scopus, up to 07 Apr 2021 ·

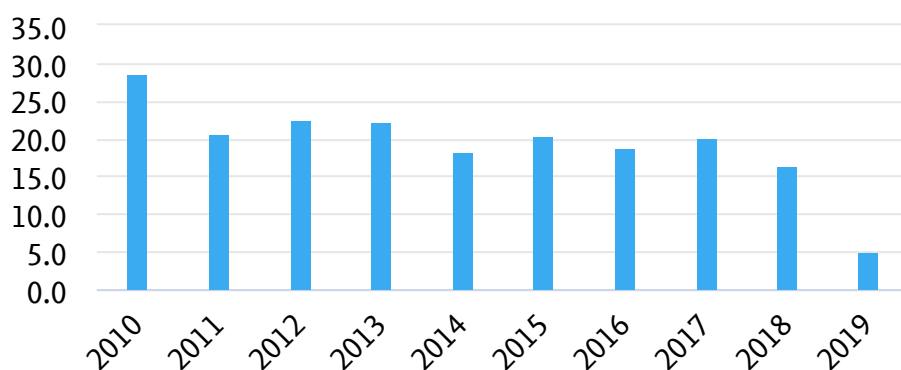


249,488

number of citations received by publications in FMRP

Citations per Publication

Entity: FMRP · Year range: 2010 to 2019 · Data source: Scopus, up to 07 Apr 2021 ·



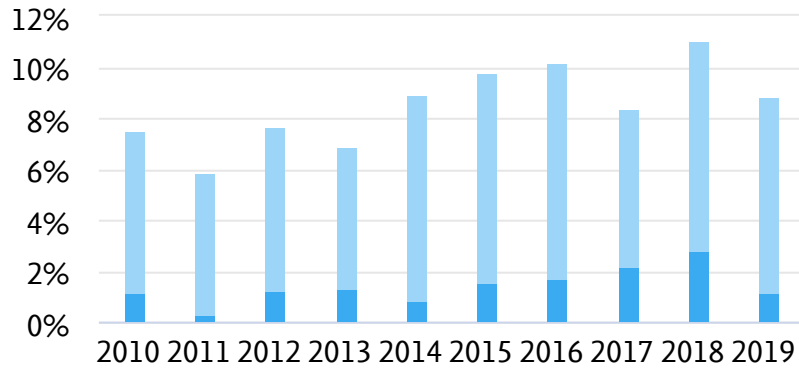
19.2

average number of citations per publication in FMRP

Outputs in Top 10% Citation Percentiles (field-weighted)

Entity: FMRP · Year range: 2010 to 2019 · Data source: Scopus, up to 07 Apr 2021 ·

Share of publications in FMRP that are among the most cited publications worldwide
field-weighted



1,113 (8.6%)

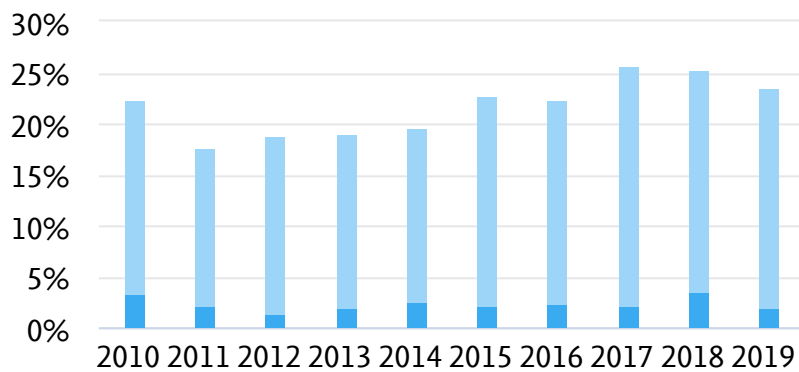
number of publications in the top 10% most cited publications worldwide

- % publications in top 10% most cited
- % publications in top 1% most cited

Publications in Top Journal Percentiles by CiteScore Percentile

Entity: FMRP · Year range: 2010 to 2019 · Data source: Scopus, up to 07 Apr 2021 ·

Share of publications in FMRP that are in the top journals by CiteScore Percentile



2,736 (21.8%)

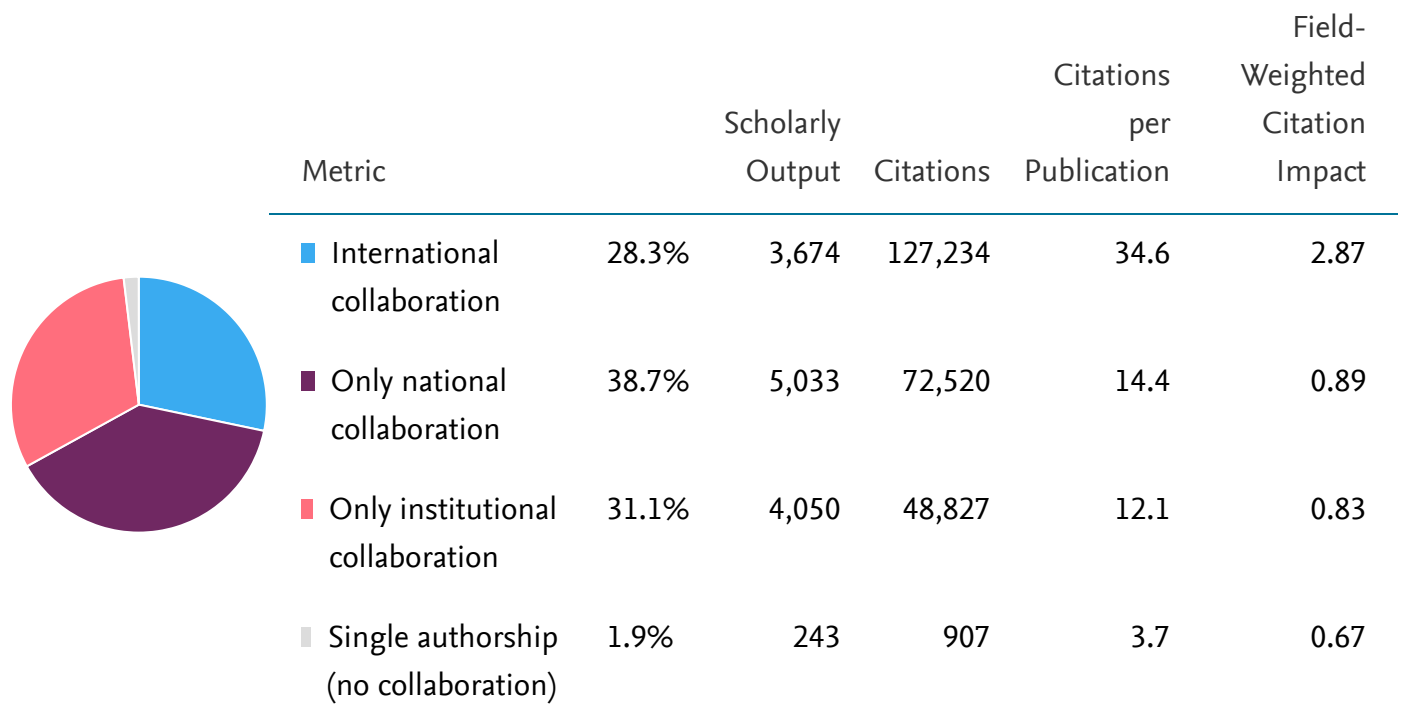
number of publications in the top 10% journals by CiteScore

- % publications in top 10% journals
- % publications in top 1% journals

Collaboration

Entity: FMRP · Year range: 2010 to 2019 · Data source: Scopus, up to 07 Apr 2021 ·

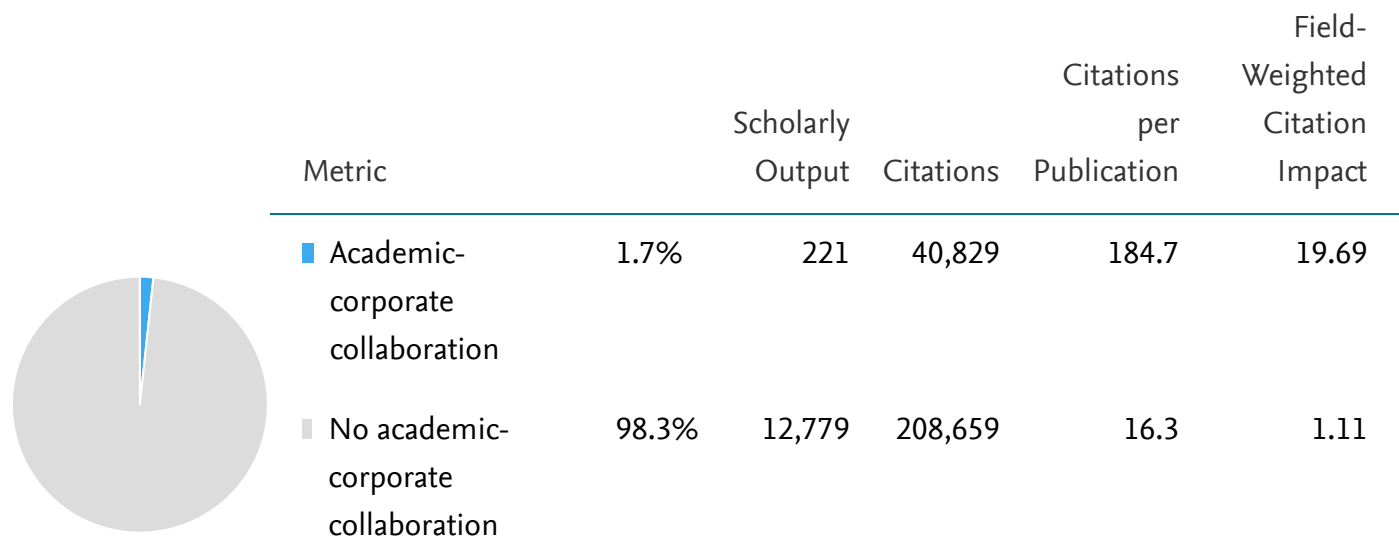
Scholarly Output in FMRP, by amount of international, national and institutional collaboration



Academic-Corporate Collaboration

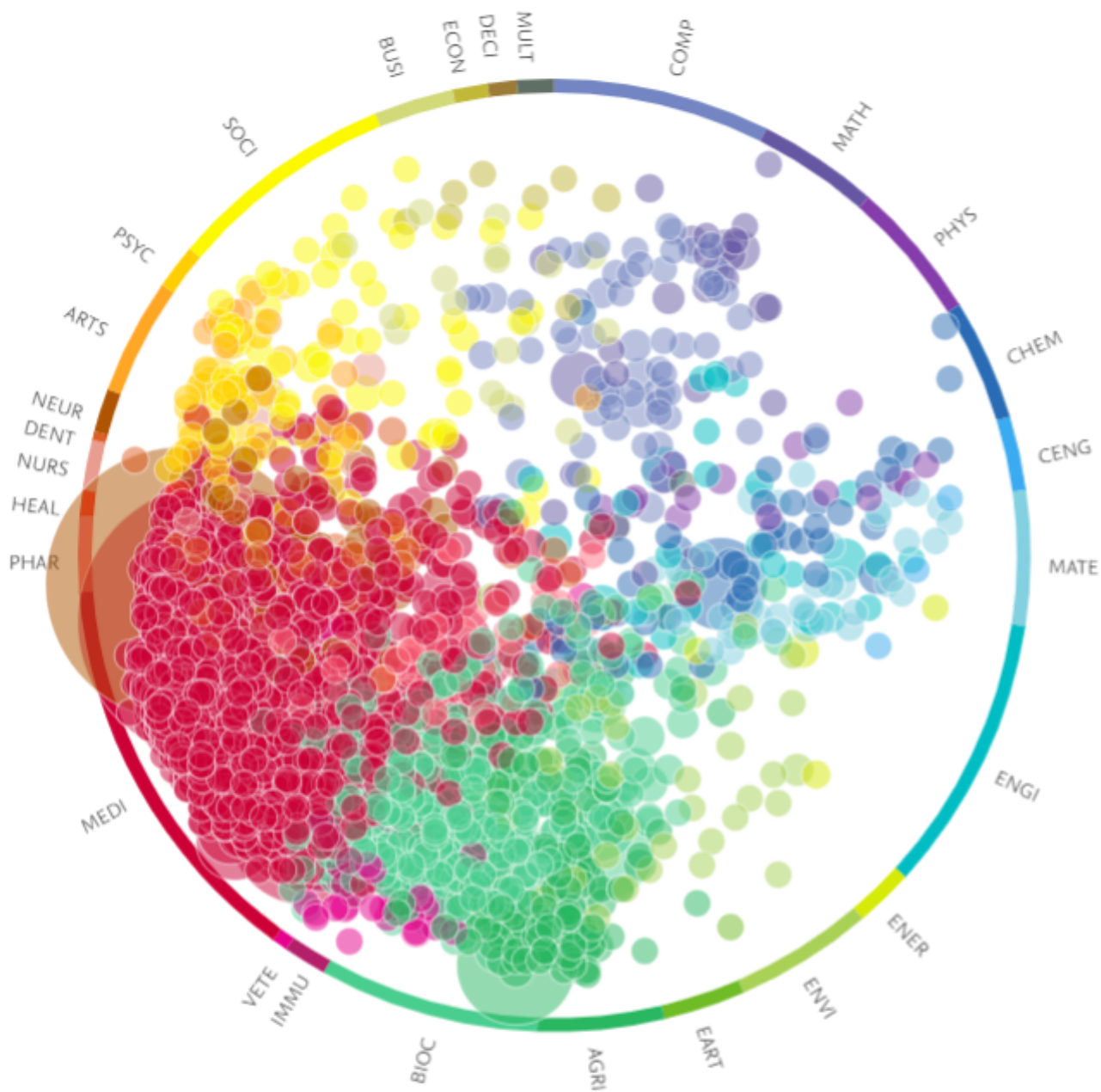
Entity: FMRP · Year range: 2010 to 2019 · Data source: Scopus, up to 07 Apr 2021 ·

Scholarly Output in FMRP with both academic and corporate author affiliations



Topics

Entity: FMRP · Year range: 2010 to 2019 · Data source: Scopus, up to 07 Apr 2021 ·























Topics

COMP	Computer Science	PHAR	Pharmacology, Toxicology and Pharmaceutics
MATH	Mathematics	HEAL	Health Professions
PHYS	Physics and Astronomy	NURS	Nursing
CHEM	Chemistry	DENT	Dentistry
CENG	Chemical Engineering	NEUR	Neuroscience
MATE	Materials Science	ARTS	Arts and Humanities
ENGI	Engineering	PSYC	Psychology
ENER	Energy	SOCI	Social Sciences
ENVI	Environmental Science	BUSI	Business, Management and Accounting
EART	Earth and Planetary Sciences	ECON	Economics, Econometrics and Finance
AGRI	Agricultural and Biological Sciences	DECI	Decision Sciences
BIOC	Biochemistry, Genetics and Molecular Biology	MULT	Multidisciplinary
IMMU	Immunology and Microbiology		
VETE	Veterinary		
MEDI	Medicine		

Scholarly Output by Scopus Source

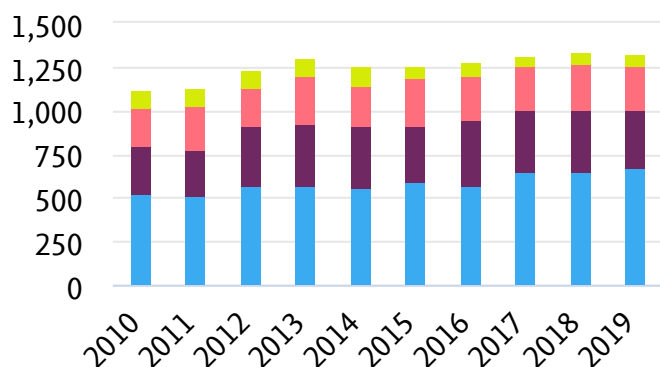
Entity: FMRP · Year range: 2010 to 2019 · Data source: Scopus, up to 07 Apr 2021 ·

Scopus Source	Scholarly Output 	Citations	Researchers	CiteScore 2019
PLoS ONE	349 	7,571	216 	5.20
Medicina	151 	156	94 	0.30
Revista Brasileira de Ginecologia e Obstetricia	133 	554	39 	1.20
Brazilian Journal of Medical and Biological Research	132 	1,350	148 	3.00
Acta Cirurgica Brasileira	111 	642	67 	1.70
Scientific Reports	107 	1,319	94 	7.20
Arquivos de Neuro-Psiquiatria	100 	697	44 	2.10
Revista da Sociedade Brasileira de Medicina Tropical	96 	968	52 	2.30
Clinics	86 	839	96 	1.80
Ultrasound in Obstetrics and Gynecology	75 	1,678	7	8.90

Publications by Journal quartile

Entity: FMRP · Year range: 2010 to 2019 · Data source: Scopus, up to 07 Apr 2021 ·

Share of publications per Journal quartile by CiteScore Percentile



Quartiles	Publications	Publication share (%)
■ Q1 (top 25%)	5,888	46.9
■ Q2 (26% - 50%)	3,337	26.6
■ Q3 (51% - 75%)	2,497	19.9
■ Q4 (76% - 100%)	836	6.7
Cumulative shares	Publications	Publication share (%)
Q1 to Q2 (top 50%)	9,225	73.5
Q1 to Q3 (top 75%)	11,722	93.3

Publications by Subject Area

Entity: FMRP · Year range: 2010 to 2019 · Data source: Scopus, up to 07 Apr 2021 ·

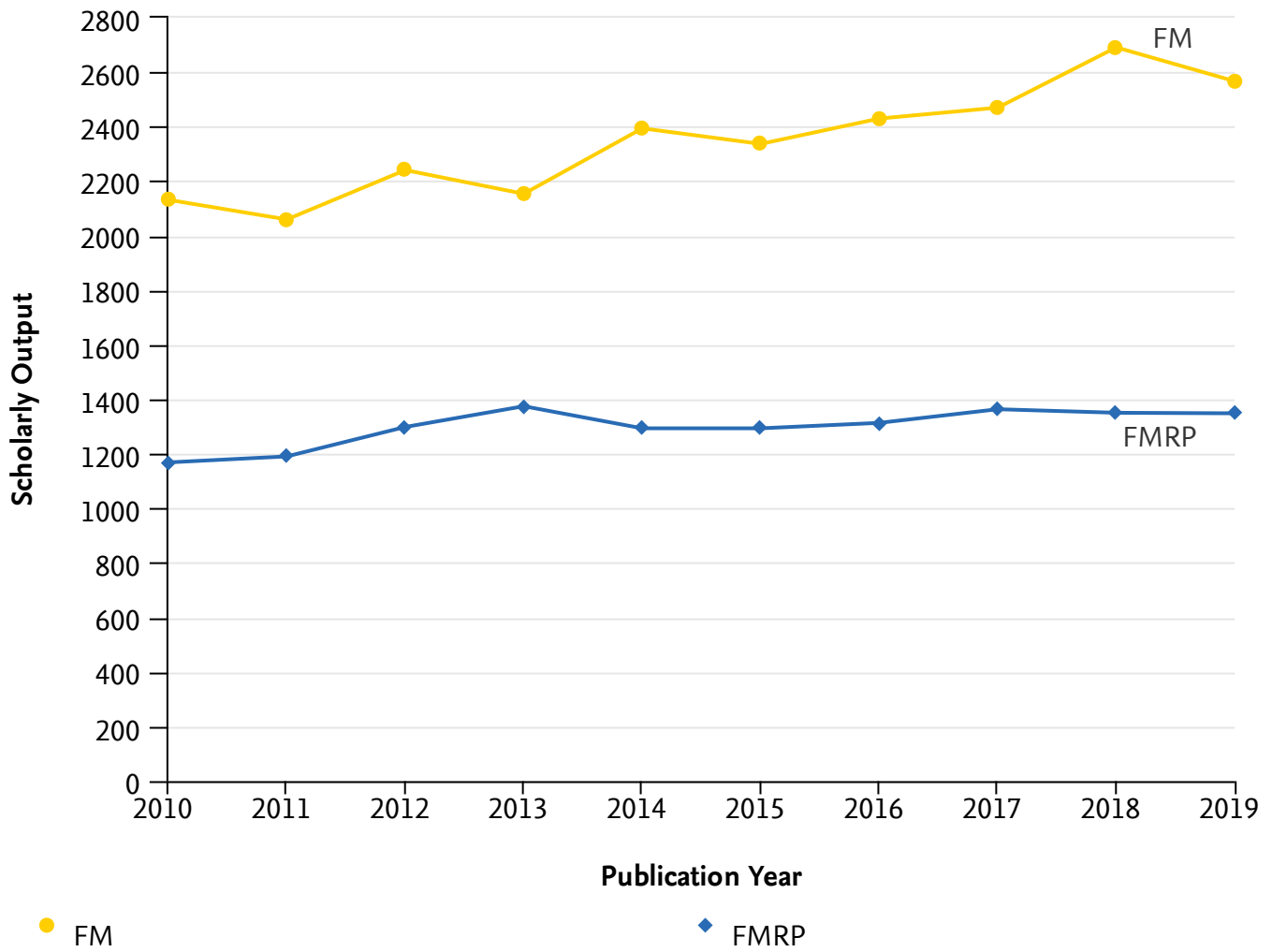
Subject Area	Scholarly Output	Citations	Researchers	Field-Weighted Citation Impact
FMRP	13,000 ▲	249,488	440	1.43
Medicine	8,134 ▲	152,659	429	1.62
Biochemistry, Genetics and Molecular Biology	3,703 ▲	90,163	390	1.26
Immunology and Microbiology	1,394 ▲	25,909	295	1.03
Neuroscience	1,368 ▼	21,283	281	0.89
Pharmacology, Toxicology and Pharmaceutics	1,290 ▼	23,504	282	1.11
Agricultural and Biological Sciences	976 ▲	16,402	263	1.06
Health Professions	630 ▲	7,338	166	1.34
Nursing	568 ▲	5,836	183	0.86
Multidisciplinary	516 ▲	14,339	253	1.23
Chemistry	300 ▲	5,063	148	1.05
Psychology	260 ▲	3,290	94	0.87
Dentistry	253 ▲	2,933	79	0.89
Engineering	211 ▲	2,308	120	0.84
Chemical Engineering	202 ▲	3,019	96	0.78
Environmental Science	182 ▼	3,205	97	0.97
Social Sciences	180 ▲	1,343	96	0.85
Physics and Astronomy	173 ▲	1,958	92	0.98
Veterinary	167 ▼	1,436	55	0.98


Publications by Subject Area

Subject Area	Scholarly Output	Citations	Researchers	Field-Weighted Citation Impact
Computer Science	160 ▲	1,205	84	0.85
Materials Science	94 ▲	1,257	55	0.99
Mathematics	77 ▲	519	24	0.73
Energy	60 ▲	1,190	34	1.20
Economics, Econometrics and Finance	43 ▲	316	33	0.75
Business, Management and Accounting	36 ▲	159	12	0.46
Decision Sciences	35 ▼	125	8	0.32
Arts and Humanities	32 ▲	336	33	1.15
Earth and Planetary Sciences	2 ▲	8	2	0.59

Benchmarking the Publication Year and Scholarly Output

Year range: 2010 to 2019 · Data source: Scopus, up to 07 Apr 2021 ·



y y-axis: Scholarly Output 
Types of publications included: all.
Authorship type:

x x-axis: Publication Year

Researchers

Entity: FMRP · Year range: 2010 to 2019 · Data source: Scopus, up to 07 Apr 2021 ·

Name	Scholarly Output	Most recent publication	Citations	<i>h</i> -index
1. Crippa, José Alexandre De Souza	273	2019	8,046	55
2. Cunha, Fernando Queiroz	262	2019	6,483	73
3. Tanus-Santos, José Eduardo	254	2019	4,482	50
4. Martins, Wellington P.	228	2019	3,309	31
5. Hallak, Jaime Eduardo Cecílio	226	2019	6,551	53
6. Câmara, Niels Olsen Saraiva	222	2019	4,805	43
7. Covas, D. T.	208	2019	2,513	32
8. Donadi, Eduardo Antônio	184	2019	3,268	34
9. da Silva, João Santana	182	2019	4,949	68
10. Ferriani, Rui Alberto	162	2019	2,454	35
11. Cunha, Thiago Mattar	157	2019	3,602	47
12. Souza, João Paulo T.	155	2019	8,368	48
13. Guimarães, F. S.	148	2019	4,806	58
14. Rosa Neto, José Cesar	143	2019	2,409	33
15. Barbosa Evora, Paulo Roberto	142	2019	905	26
16. Martinez, Edson Zangiacomi	139	2019	1,016	21
17. Goldman, Gustavo Henrique	137	2019	6,385	48
18. Dos Santos, Antônio Carlos	131	2019	1,669	36
19. Nogueira – Barbosa, Marcello Henrique	131	2019	1,124	18
20. Meirelles, Flávio Vieira	125	2019	1,828	30

Researchers

Name	Scholarly Output	Most recent publication	Citations	<i>h</i> -index
21. Zuardi, A. W.	124	2019	5,021	48
22. Carlotti, Carlos Gilberto	121	2019	13,870	51
23. Jordão, Alceu Afonso	119	2019	1,424	25
24. Costa, Fabricio da Silva	117	2019	1,203	22
25. Silva Jr., Wilson A.	116	2019	1,654	38
26. Tone, Luíz Gonzaga	116	2019	1,488	26
27. Faccioli, Lucia H.	114	2019	1,728	35
28. Marchini, Julio Sérgio	113	2019	930	22
29. Alves-Filho, J. C.	111	2019	3,530	41
30. Figueiredo, Luiz Tadeu Moraes	110	2019	2,096	33
31. Scrideli, Carlos Alberto	105	2019	1,418	24
32. Santos, Jair Lício Ferreira	102	2019	1,269	20
33. Del Bel, E. A.	102	2019	1,735	34
34. Resstel, Leonardo Barbosa Moraes	99	2019	1,856	31
35. Duarte, Geraldo	99	2019	1,203	25
36. Cavalli, Ricardo Carvalho	97	2019	1,053	21
37. Marín-Neto, José Antônio	96	2019	9,775	41
38. Papoti, Marcelo	96	2019	763	19
39. Rego, Eduardo Magalhães	95	2019	1,257	30
40. Pinto-Simões, Belinda	95	2019	1,435	26
41. Traina, Fabíola	95	2019	1,905	24

Researchers

Name	Scholarly Output	Most recent publication	Citations	<i>h</i> -index
42. Achcar, J. A.	94	2019	409	14
43. Leite, Joao Pereira	94	2019	1,232	33
44. Tirapelli, Daniela Pretti Da Cunha	94	2019	13,016	41
45. Issa, João Paulo Mardegan	93	2019	730	16
46. Zamboni, Dario S.	92	2019	3,389	36
47. Bettiol, Heloísa	92	2019	6,246	34
48. Pontes-Neto, Octavio Marques	91	2019	1,589	22
49. Noushmehr, Houtan	90	2019	22,699	53
50. Squire, Jeremy Andrew	90	2019	4,750	70